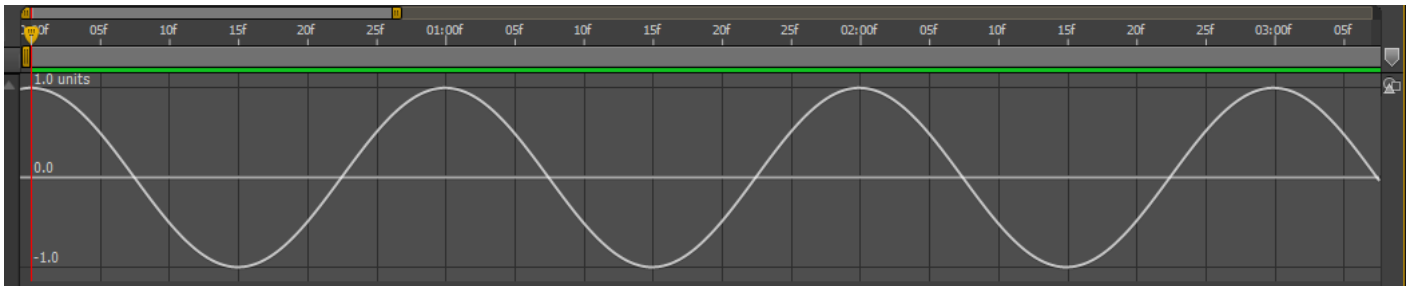
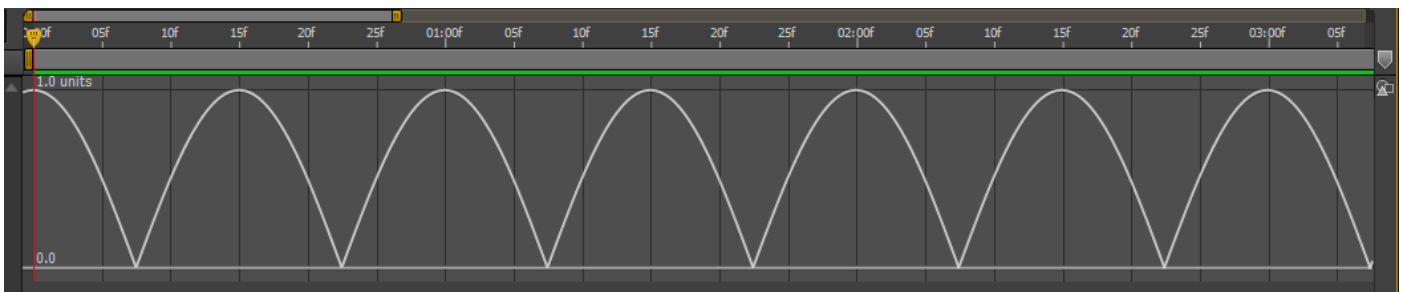


1. What is the hollow diamond between the Keyframe Navigation Arrows (KNA's) used for? Be specific and complete.

2. What changes or additions would you make the Expression statement so the output shown by the Graph Editor is the 2nd graphic instead of the 1st one? Show **exactly** how the AE Expressions statement should look.



Math.cos (time*2*Math.PI)



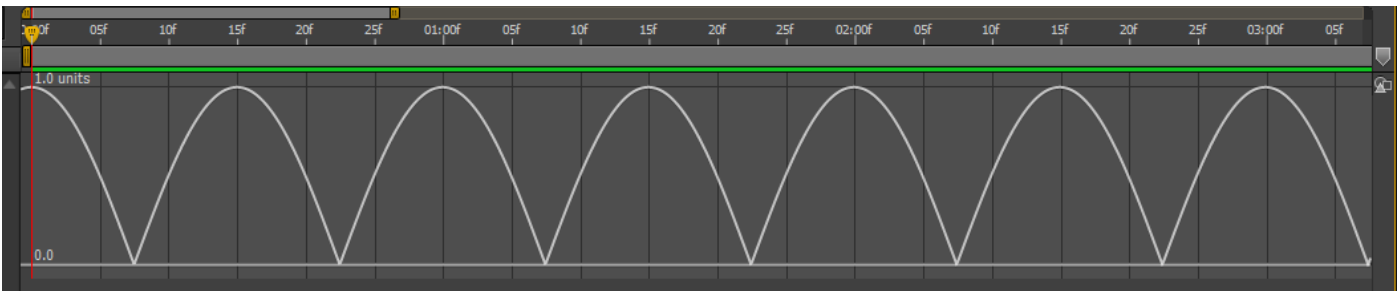
3. Layer menu > Time > Enable Time Remapping: How many KF's (Keyframes) does the command create?

4. What is the **F9** function key keyboard shortcut used for? *Note: it was used in the Milk Splash tutorial lesson and shown clearly on the timeRemap.pdf.*

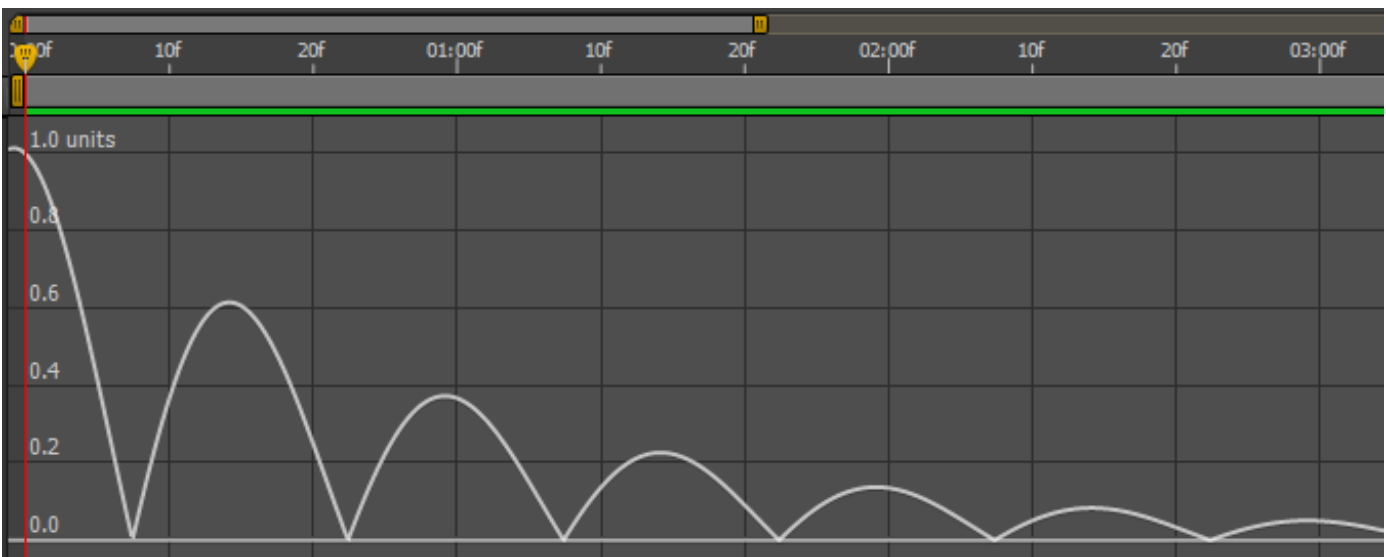
5. Why was the Expression changed from the simpler **Math.cos (time)** to including the multiplication by 2 * Math.PI and becoming **Math.cos (time * 2 * Math.PI)** in the video tutorial on Gravity Animation and the bouncing ball by Jesse Toula? Explain why this was done and/or to what purpose.

6. What is the name of the Expressions language function you need to use to convert the graph from A to B here?

Graph A



Graph B



7. Suppose that the After Effects artist got the following Graph C instead of Graph B when attempting to develop the Gravity and Bouncing Ball effect for a project. Explain or show what they did wrong and specifically how to correct it. Note: you only need to show the specific problem with the question 6 portion of the entire expression!

Graph C

