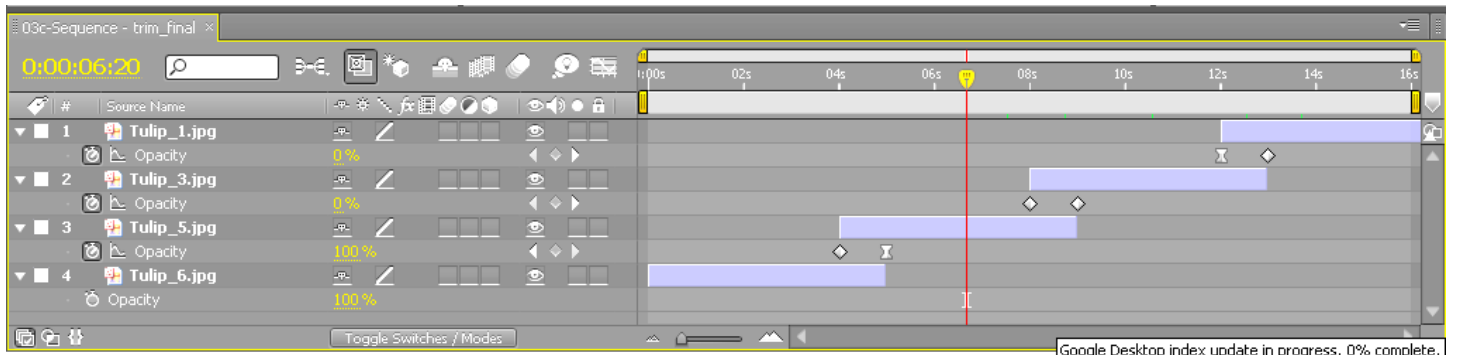


1. How many **Opacity keyframes** in the following TULIPS FOUR layer COMP screen snapshot are there? Note. The COMP has FOUR layers. It is a COMP with 4 layers, Tulip_1.jpg, Tulip_3.jpg, Tulip_5.jpg and Tulip_6.jpg are the **names** of the 4 layers.



2. The 5 TRANSFORM properties for a layer are remembered by the acronym often given in class: **APSRO**. Name the 5 transform properties.

A =

P =

S =

R =

O =

3. Which of the following shortcuts TRIM or UNTRIM the selected layer to where the CTI is positioned? Circle all those that do.

[

]

I

O

Alt+[

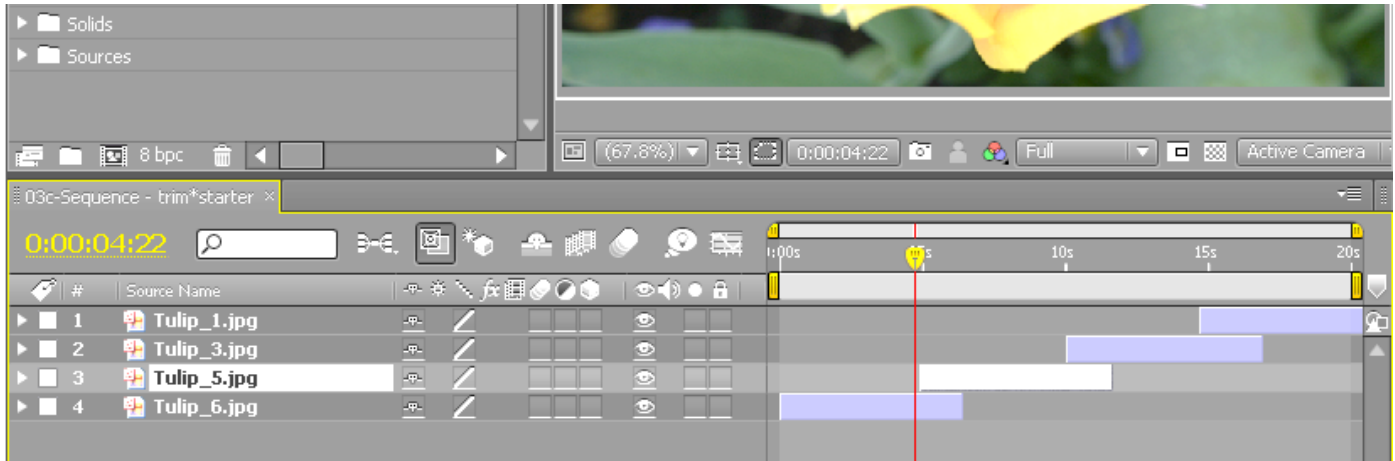
Alt+]

B

N

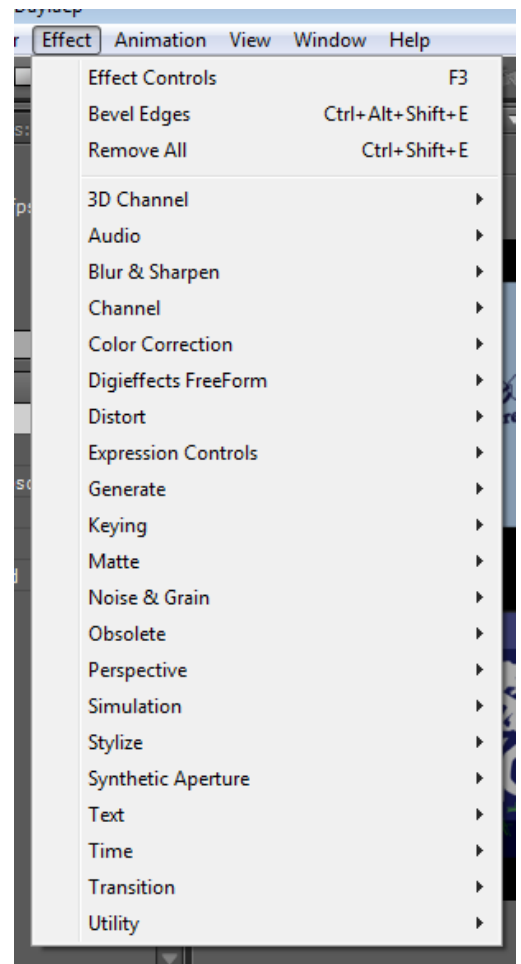
4. There are the B and the N keyboard shortcuts. VIP: Just explain the B keyboard shortcut, please. What does it do or what is it used for? EXPLAIN THE B shortcut only. DO NOT EXPLAIN THE N SHORTCUT!

5. What is the keyboard shortcut for selecting ALL the Tulip layers? As you can see, Tulip_5.jpg is the layer that is currently selected here.



6. **Circle** the “Create a New Comp from the footage you dragged to it icon” in the **above** user interface. Just circle the ICON. We have done this several times in class.

7. Which menu on the Effect menu have we probably used the most in class? Please write the name of that EFFECT menu clearly here, and also draw an arrow to point to it. (Hint: Bevel Edges and DROP Shadow are both available from this menu).



8. What menu on the Effect menu includes CC Snow and Particle Playground effects?

9. What does the acronym **CTI** stand for? What 3 words. Please fill in the blanks here.
